

# Agilent TapeStation Software 5.1

## For the Agilent TapeStation Systems



### Simple and intuitive data analysis

The Agilent TapeStation systems are automated electrophoresis solutions for quality control (QC) of DNA and RNA samples. The TapeStation software is the single software solution for the Agilent TapeStation systems and offers streamlined data acquisition, data evaluation and reporting of data analysis results.

Software highlights:

- Supports control of two instruments with one computer
- Automated analysis of sample concentration and size
- Reproducible and objective sample integrity analysis by the DNA integrity number (DIN) for genomic DNA and by the RNA integrity number equivalent (RIN<sup>®</sup>) for total RNA
- Analysis of cell-free DNA (cfDNA) sample quality by detection of high molecular weight DNA contamination
- Support of installation qualification (IQ) and operational qualification (OQ) compliance services

## Features

- Support of the 4150 and 4200 TapeStation instruments
- Instrument-specific Controller software that allows setup of runs within seconds
- Support of all DNA and RNA ScreenTape assays including the new Cell-free DNA assay
- Intuitive Analysis software which provides:
  - Results in gel and electropherogram view
  - Peak and region analysis options for exact sizing and quantitation depending on sample types
  - Easy and fast sample comparison
  - Objective sample integrity analysis with the DNA Integrity Number (DIN) for genomic DNA and RNA Integrity Number equivalent (RIN<sup>e</sup>) for total RNA samples
  - Qualification of cfDNA by detection of high molecular weight DNA contamination and automated calculation of %cfDNA value
  - Generation of customizable reports
  - Multiple exportable data formats which enable straightforward integration into presentations or Laboratory Information Management Systems (LIMS)
- Integrated hardware diagnostic and functional verification tools to minimize system downtime
- Agilent Information Center provides all product information and maintenance procedures, including animations, troubleshooting and how-to videos
- Ready for compliance – IQ and OQ system validation services available
- No software license required; available free of charge:  
[www.agilent.com/genomics/tapestation-sw](http://www.agilent.com/genomics/tapestation-sw)

## PC hardware (tested specifications)

Processors:	2.4 GHz or higher
RAM:	Physical: 8 GB, virtual: 1 GB
Ports:	Two ports, USB 2.0 Type-A or USB 3.0 Type-A
Display:	Minimum resolution of 1024 × 768 px
Hard disk:	80 GB recommended, > 20 GB of free space

## PC operating system

Operating system:	Microsoft Windows 10/11 Pro 64 bit, Version 21H1 or later
Operating system language:	English (US)
Operating system region settings:	English (US) in default configuration
Microsoft .NET:	.NET Framework 4.7.2
Power plan settings:	High performance

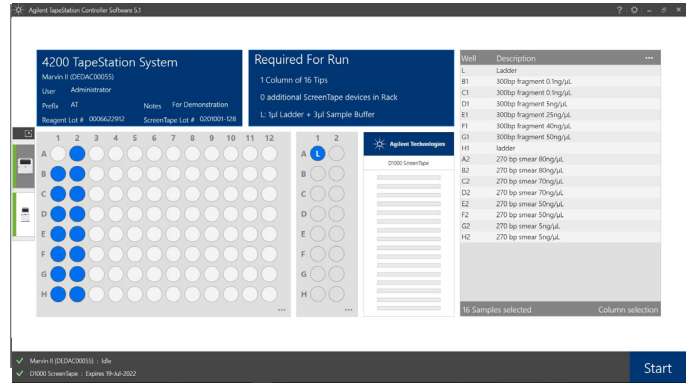
### Notes:

2200 TapeStation instruments are not supported by TapeStation software 5.1  
TapeStation software 5.1 supports one instrument per PC.  
Optional Agilent Laptop PC with preloaded TapeStation software available  
(p/n G2999AA).

# TapeStation software workflow

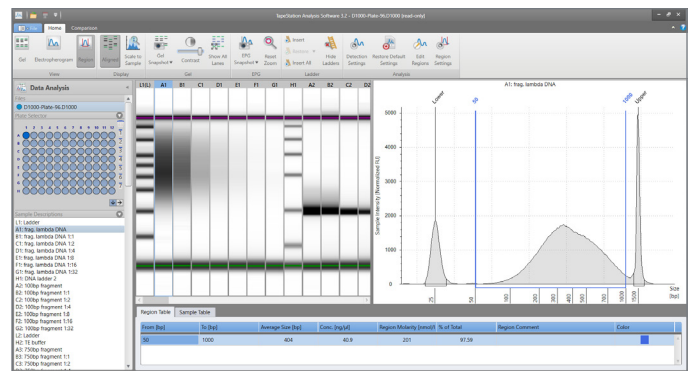
## 1. Setup and start

The TapeStation Controller software allows to set up a run within seconds. The ScreenTape assay is automatically detected when the ScreenTape device is inserted into the TapeStation instrument. Details about the required consumables are displayed. Sample descriptions can be imported.



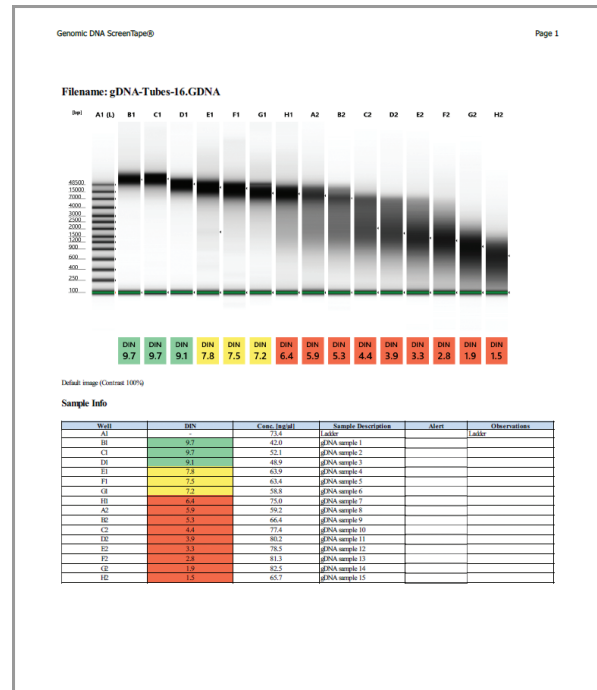
## 2. Analyze and compare

Data can be analyzed in the gel and electropherogram view. Quantitative and sizing information is shown in the peak, sample and region tables. In comparison mode, sample electropherograms can be directly overlaid and compared to each other.



## 3. Print reports

Reports can be customized easily. Color-coded flagging of results allows a clear overview on whether specific results are within limits.



[www.agilent.com/genomics/tapestation-sw](http://www.agilent.com/genomics/tapestation-sw)

**For Research Use Only. Not for use in diagnostic procedures.**  
**PR7000-7751**

This information is subject to change without notice.

© Agilent Technologies, Inc. 2023  
Published in the USA, March 1, 2023  
5994-0526EN

